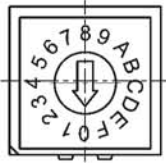


RH, RV, RM & RS SERIES

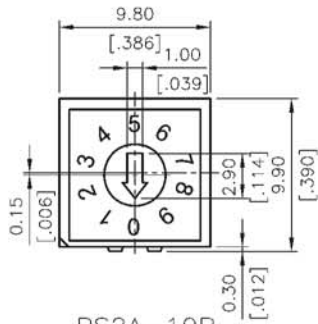
10x10mm
Rotary Type



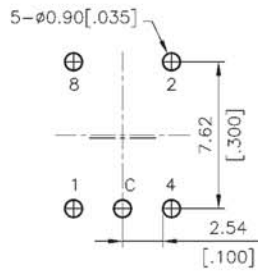
RS2



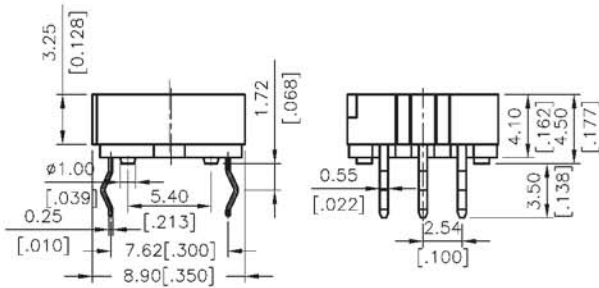
RS2A-16R



RS2A-10R



P.C.B. LAYOUT



		CODE			
TYPE	POSITION	1	2	4	8
O10R	0	●	●	●	●
	1	○	●	●	●
	2	●	○	●	●
	3	○	○	●	●
	4	●	●	○	●
	5	○	●	○	●
	6	●	○	○	●
	7	○	○	○	●
	8	●	●	●	○
	9	○	○	○	○
O16R	A	●	○	●	○
	B	○	○	●	○
	C	●	●	○	○
	D	○	○	○	○
	E	●	○	○	○
	F	○	○	○	○